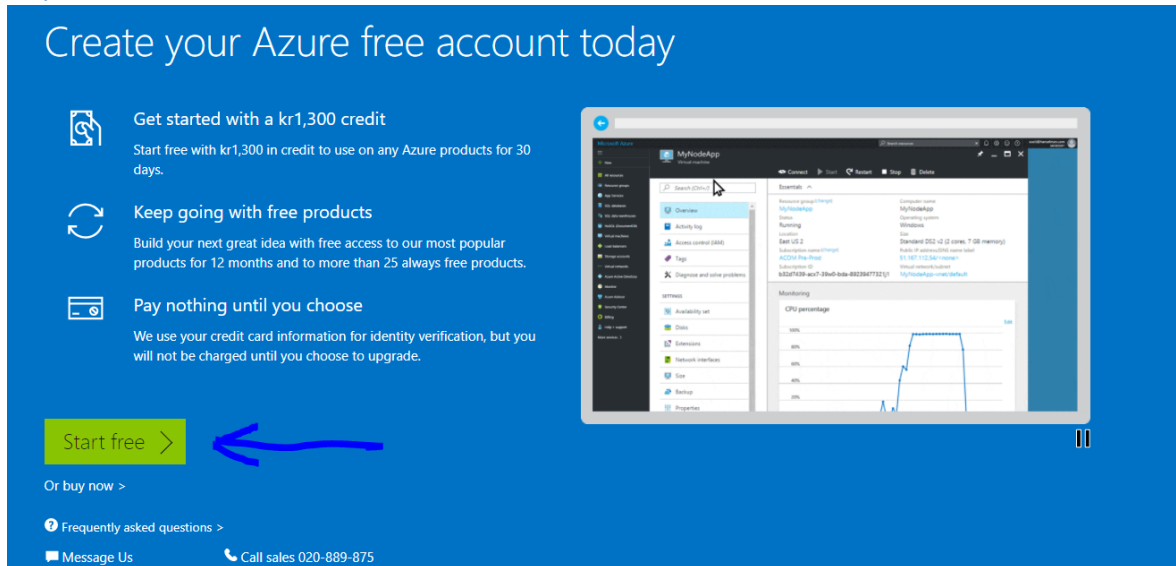



It would be nice if you had the time to follow the steps below, before attending Barrel.ai workshop 7<sup>th</sup> December 2017 18.00.

1. Create a free account at Microsoft Azure by clicking at this link:

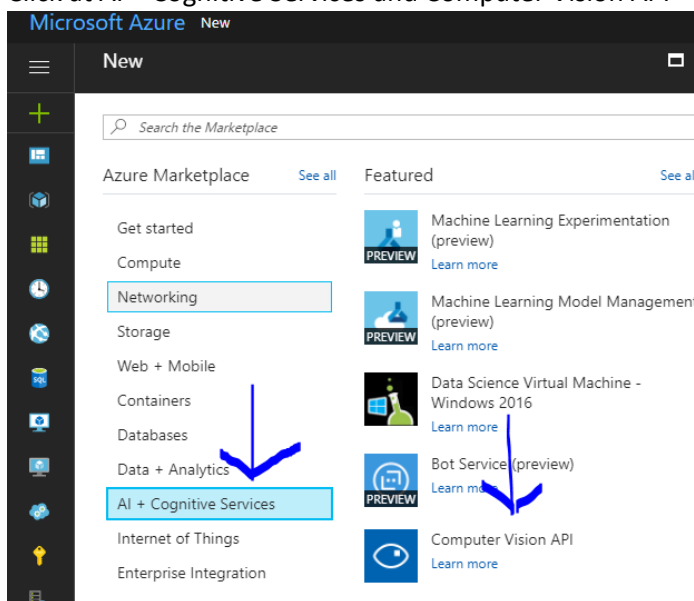
<https://azure.microsoft.com/en-us/free/>



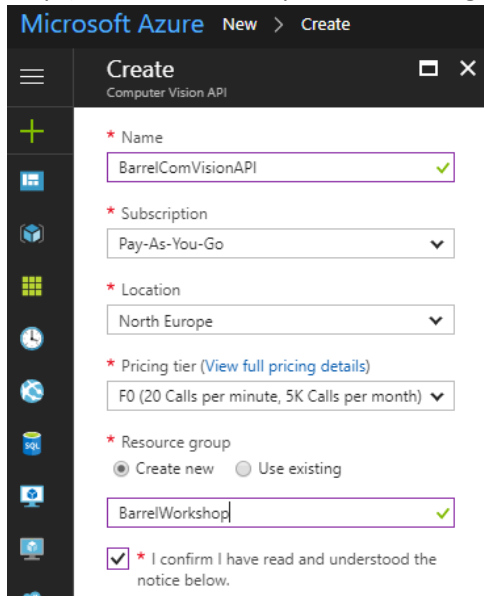
2. After the account is created, we need to create the Computer Vision API and Face API. We will start with Computer Vision API, by clicking at the + at top left side in the browser



3. Click at AI + Cognitive Services and Computer Vision API



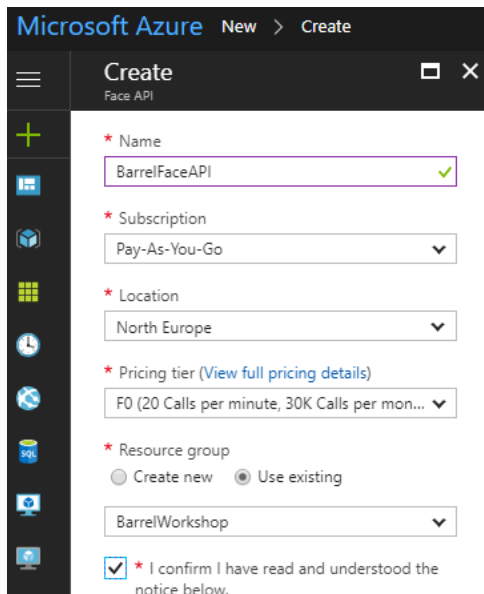
- Now we need to name our service, you can name it whatever you want. Here you should select Pay-As-You-Go or the one which is free, if Pay-As-You-Go isn't available. Select F0 as Pricing tier – it's free! Select North Europe as location, since it's closest to us and will keep our data in EU. A Resource Group is important, but can name it whatever you want. Before clicking create, check Pin to Dashboard, it will make it easier for us to access if we need something from our API after this step (not shown in the pictures in this guide).



The screenshot shows the 'Create' page for a Computer Vision API in Microsoft Azure. The page is titled 'Create Computer Vision API'. The left sidebar contains navigation icons for various Azure services. The main content area has the following fields and options:

- Name:** BarrelComVisionAPI (with a green checkmark)
- Subscription:** Pay-As-You-Go (dropdown menu)
- Location:** North Europe (dropdown menu)
- Pricing tier:** F0 (20 Calls per minute, 5K Calls per month) (dropdown menu, with a link to 'View full pricing details')
- Resource group:** BarrelWorkshop (dropdown menu). Below this are radio buttons for 'Create new' (selected) and 'Use existing'.
- Confirmation:** A checked checkbox with the text '\* I confirm I have read and understood the notice below.'

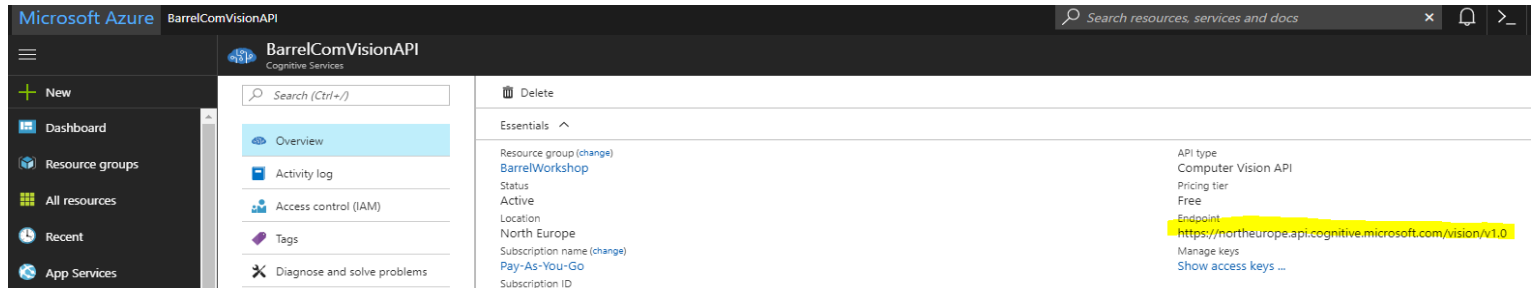
- Repeat step 3 & 4, but select Face API this time, and fill out the required fields as in step 5, but select the resource group you created at step 5. Remember to check pin to dashboard, right above the submit button (not shown in the pictures in this guide)



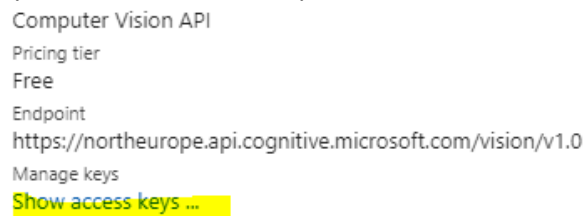
The screenshot shows the 'Create' page for a Face API in Microsoft Azure. The page is titled 'Create Face API'. The left sidebar contains navigation icons for various Azure services. The main content area has the following fields and options:

- Name:** BarrelFaceAPI (with a green checkmark)
- Subscription:** Pay-As-You-Go (dropdown menu)
- Location:** North Europe (dropdown menu)
- Pricing tier:** F0 (20 Calls per minute, 30K Calls per mon...) (dropdown menu, with a link to 'View full pricing details')
- Resource group:** BarrelWorkshop (dropdown menu). Below this are radio buttons for 'Create new' and 'Use existing' (selected).
- Confirmation:** A checked checkbox with the text '\* I confirm I have read and understood the notice below.'

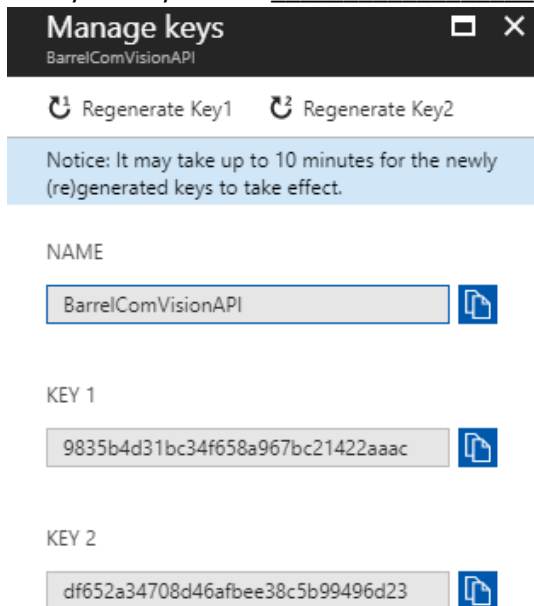
- When the resources are created, go to the resource and click on overview, and copy the Endpoint in here: \_\_\_\_\_ - Face API  
and here: \_\_\_\_\_ - Computer Vision API



- Click at Show access keys for Face API and Computer Vision API



- Save your Key1 here: \_\_\_\_\_ - Face API  
Save your Key 1 here: \_\_\_\_\_ - Computer Vision API



- Create an Outlook account at <https://outlook.live.com/owa/>  
You can use an existing Outlook, Live, Hotmail or another Microsoft account with OneDrive, if you have one. What we need access to is OneDrive.

- Install onedrive on your smartphone and logon with your onedrive account

11. Make a folder in your onedrive account labelled Barrel

12. Join slack by using this link:

[https://join.slack.com/t/barrelworkshop/shared\\_invite/enQtMjgwMzc2NTkyMTEyLTAzOGE0MWU0ZDZjZjM5YmIxYzJlZjI2NTFkMTUzNGY5ZTNjNTYxODE1MmI1NDQ1NjM4YjJmNjZjYzNiNjFiNGY](https://join.slack.com/t/barrelworkshop/shared_invite/enQtMjgwMzc2NTkyMTEyLTAzOGE0MWU0ZDZjZjM5YmIxYzJlZjI2NTFkMTUzNGY5ZTNjNTYxODE1MmI1NDQ1NjM4YjJmNjZjYzNiNjFiNGY)

13. Sleep early 6<sup>th</sup> of December so you are fresh the 7<sup>th</sup>!

Feel free to SMS me or call me at +4530377869 if you have any issues with the steps above.

Zakria